

Scaled data based on original data using  
LM-79-08 Approved Method: Electrical and Photometric Measurements of Solid-  
State Lighting Products

Test Report Prepared for  
Cooper Lighting Solutions  
(formerly Eaton)

Brand: McGRAW-EDISON

Report Number: P200332

Luminaire Tested: **GWC-AF-02-LED-E1-T2-7050-600**

Issue Date: 3/3/2020

**Test Information**

Test Method: LM-79-08  
Report Number: P200332  
TEST IS SCALED FROM IESNA LM-79-08 TEST DATA (P24139)  
Test Lab: INNOVATION CENTER P2  
Issue Date: 3/3/2020  
Manufacturer: COOPER LIGHTING SOLUTIONS (FORMERLY EATON)  
Product Line: MCGRAW-EDISON  
Catalog Number: GWC-AF-02-LED-E1-T2-7050-600  
Description: GALLEON WALL LUMINAIRE  
(2) 70 CRI, 5000K, 615mA LIGHTSQUARES WITH 16 LEDS EACH AND TYPE II OPTICS  
Light Source: -  
Ballast/Driver: ELECTRONIC DRIVER

**Summary**

Lumens per Lamp: N/A  
Luminaire Lumens: 8031 lumens  
Efficiency: N/A  
Efficacy: 121.7 lumens/watt  
Luminous Opening: Rectangular (W 1' x L: 0.5' x H: 0')  
IES Classification: Type II - Medium - Full Cutoff  
BUG Rating: B1 - U0 - G2

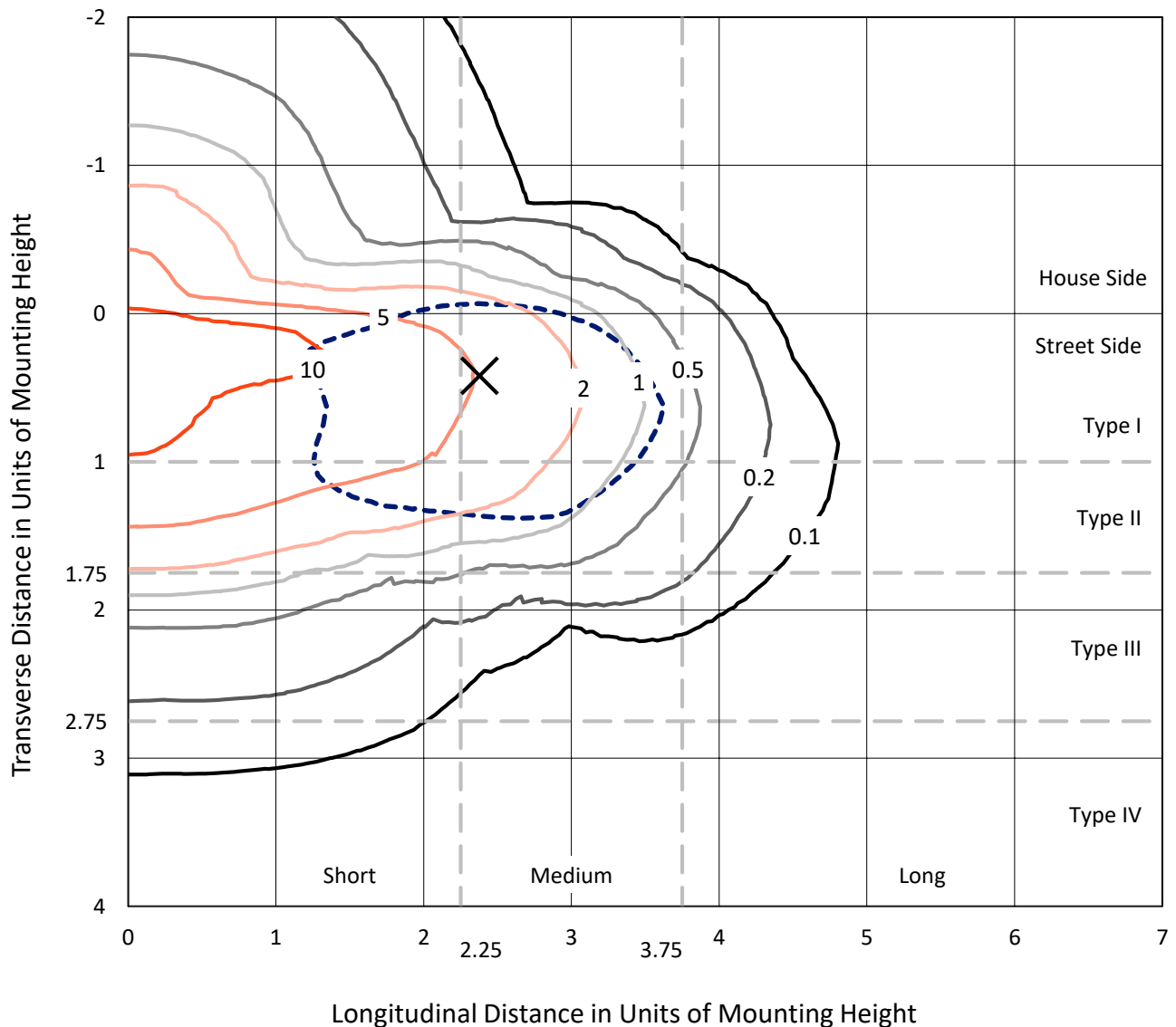
Input Watts (W): 66  
Input Voltage (V): NR  
Input Current (A<sub>in</sub>): NR  
Voltage Rise (V): NR  
Power Factor: NR  
Total Harmonic Distortion (THDi): NR  
Frequency (hertz): 60  
Stabilization Time: NR  
Operation Time: NR  
Ambient Temperature (°C): NR  
Test Distance: 25 FT



REPORT NUMBER: P200332  
 CATALOG NUMBER: GWC-AF-02-LED-E1-T2-7050-600

### Iso-Footcandle Lines of Horizontal Illumination

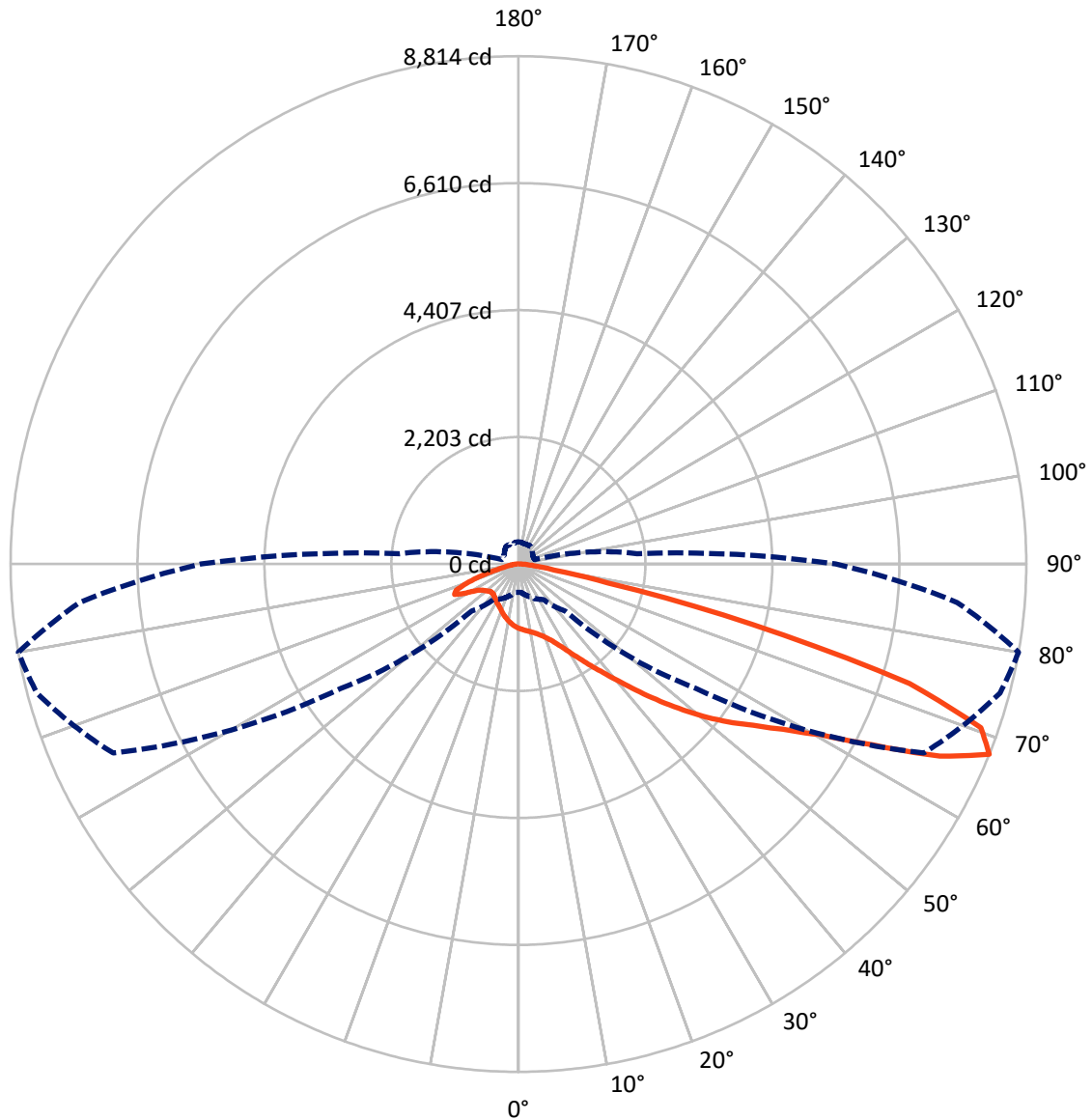
✕ Max cd  
 - - - 1/2 Max cd



Based on 10 foot mounting height. Maximum calculated value = 13.6 fc  
 Type II - Medium - Full Cutoff

REPORT NUMBER: P200332  
CATALOG NUMBER: GWC-AF-02-LED-E1-T2-7050-600

### Luminous Intensity Polar Plot



— Vertical Plane Through 80-Deg Lateral    - - - Horizontal Cone Through 67.5-Deg Vertical

REPORT NUMBER: P200332

CATALOG NUMBER: GWC-AF-02-LED-E1-T2-7050-600

**FLUX DISTRIBUTION:**

		Downward	Upward	Total
<b>House Side</b>	Lumens	1479.0	0.0	1479.0
	% Fixture	18.4	0.0	18.4
<b>Street Side</b>	Lumens	6552.0	0.0	6552.0
	% Fixture	81.6	0.0	81.6
<b>Total</b>	Lumens	8031.0	0.0	8031.0
	% Fixture	100.0	0.0	100.0

**Coefficient of Utilization**

**ZONAL LUMENS:**

Zone	Lumens	% Fixture
0°-10°	102.9	1.3
10°-20°	296.5	3.7
20°-30°	490.8	6.1
30°-40°	802.7	10.0
40°-50°	1296.1	16.1
50°-60°	1871.2	23.3
60°-70°	2065.0	25.7
70°-80°	951.8	11.9
80°-90°	154.0	1.9
90°-100°	0.0	0.0
100°-110°	0.0	0.0
110°-120°	0.0	0.0
120°-130°	0.0	0.0
130°-140°	0.0	0.0
140°-150°	0.0	0.0
150°-160°	0.0	0.0
160°-170°	0.0	0.0
170°-180°	0.0	0.0
0°-90°	8031.0	100.0
0°-180°	8031.0	100.0



REPORT NUMBER: P200332

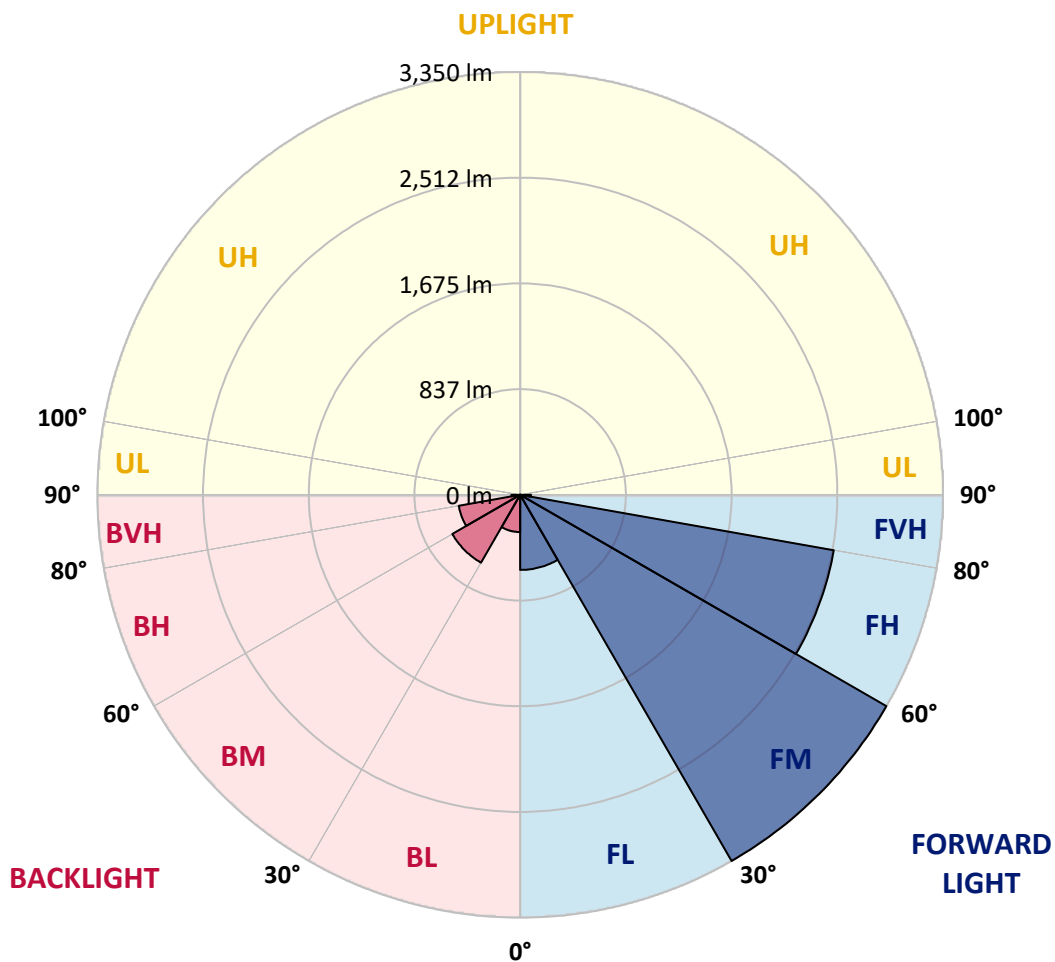
CATALOG NUMBER: GWC-AF-02-LED-E1-T2-7050-600

**LUMINAIRE CLASSIFICATION SYSTEM LUMEN TABLE AND BUG RATING:**

Zone		Lumens	% Fixture	Zone Rating/Lumen Limit		
				B	U	G
FL	(0°-30°)	595.1	7.4			
FM	(30°-60°)	3349.5	41.7			
FH	(60°-80°)	2522.7	31.4			G2/5000
FVH	(80°-90°)	84.6	1.1			G1/100
BL	(0°-30°)	295.1	3.7	B1/500		
BM	(30°-60°)	620.5	7.7	B1/1000		
BH	(60°-80°)	494.1	6.2	B1/500		G1/500
BVH	(80°-90°)	69.3	0.9			G1/100
UL	(90°-100°)	0.0	0.0		U0/0	
UH	(100°-180°)	0.0	0.0		U0/0	

**BUG Rating: B1-U0-G2**

Type II Medium





REPORT NUMBER: P200332

CATALOG NUMBER: GWC-AF-02-LED-E1-T2-7050-600

**CANDELA DISTRIBUTION (FULL):**

	0°	5°	15°	25°	35°	45°	55°	65°	75°	80°	85°
0°	1115.7	1115.7	1115.7	1115.7	1115.7	1115.7	1115.7	1115.7	1115.7	1115.7	1115.7
2.5°	1220.5	1213.4	1214.6	1212.6	1206.7	1196.4	1185.3	1165.2	1144.2	1133.1	1124.4
5°	1322.5	1320.5	1317.8	1311.4	1296.4	1275.1	1248.6	1213.0	1174.6	1154.5	1135.1
7.5°	1398.8	1397.6	1394.1	1390.1	1375.5	1349.8	1309.9	1259.3	1203.5	1175.8	1145.8
10°	1405.2	1407.1	1409.9	1420.6	1422.5	1408.7	1368.0	1306.7	1233.6	1198.0	1159.6
12.5°	1351.4	1355.7	1366.4	1393.7	1422.5	1439.5	1418.6	1356.5	1268.7	1225.7	1177.0
15°	1280.2	1282.6	1295.6	1333.2	1385.0	1437.6	1457.3	1411.5	1314.2	1261.2	1203.1
17.5°	1249.8	1251.0	1260.1	1285.0	1333.2	1408.3	1479.1	1471.2	1370.0	1305.5	1235.1
20°	1234.4	1237.1	1250.2	1274.7	1305.1	1370.8	1482.2	1535.6	1436.4	1360.9	1275.5
22.5°	1278.2	1277.1	1281.8	1294.1	1319.8	1359.3	1479.9	1602.0	1521.0	1432.0	1328.1
25°	1380.6	1385.0	1376.7	1362.8	1371.1	1398.8	1492.5	1674.0	1627.0	1523.4	1396.8
27.5°	1526.5	1522.2	1509.9	1477.5	1460.5	1472.4	1534.4	1751.5	1758.6	1643.6	1487.8
30°	1672.0	1668.5	1656.6	1617.1	1582.3	1572.4	1615.9	1840.5	1915.6	1787.9	1599.3
32.5°	1823.1	1819.1	1808.0	1768.5	1726.6	1703.7	1731.7	1943.3	2100.6	1960.3	1730.5
35°	2009.3	2001.8	1978.4	1923.5	1882.4	1864.6	1877.6	2072.5	2314.1	2164.3	1889.9
37.5°	2184.4	2195.9	2172.2	2096.3	2042.9	2036.6	2051.2	2230.3	2544.2	2392.4	2072.9
40°	2360.4	2362.3	2341.0	2278.9	2224.0	2213.7	2250.5	2421.7	2815.8	2665.2	2295.5
42.5°	2542.2	2546.2	2510.2	2452.9	2412.6	2414.5	2456.4	2645.8	3127.4	2986.6	2551.7
45°	2757.7	2763.6	2724.1	2649.0	2612.2	2686.2	2668.8	2897.3	3469.0	3352.0	2845.9
47.5°	2983.1	2992.2	2962.1	2891.8	2845.9	2947.5	2881.1	3176.0	3836.7	3743.8	3168.9
50°	3106.0	3119.1	3148.3	3143.2	3133.3	3116.3	3117.9	3474.9	4215.9	4151.8	3501.0
52.5°	3040.0	3039.6	3146.4	3276.1	3414.4	3424.7	3406.5	3790.0	4570.1	4550.7	3813.8
55°	2738.0	2758.5	2920.2	3171.3	3549.3	3785.3	3839.1	4151.0	4918.0	4940.6	4131.2
57.5°	2235.0	2252.0	2470.3	2820.2	3367.4	3999.6	4454.3	4675.7	5307.1	5412.2	4553.9
60°	1515.9	1536.4	1767.7	2188.0	2877.9	3880.2	5039.8	5611.9	5772.8	6012.0	5147.0
62.5°	890.8	909.4	1097.9	1380.2	2026.3	3325.5	5296.8	6943.9	6512.6	6917.0	6051.6
65°	613.2	625.9	717.6	859.1	1164.4	2239.8	4978.1	7863.6	7650.8	8038.3	7100.5
67.5°	493.4	491.8	564.6	661.1	749.6	1154.9	3764.3	7759.6	8651.9	8813.6	7644.9
70°	406.4	404.9	454.3	534.1	599.0	650.4	2050.4	6548.1	8447.9	8513.5	7143.6
72.5°	340.0	341.6	373.2	432.5	491.4	489.9	901.1	4606.5	6645.8	7099.7	5694.5
75°	287.0	287.8	308.8	350.7	398.9	394.6	488.7	2495.6	3863.2	4179.1	3156.6
77.5°	244.3	245.1	258.6	281.9	316.3	314.7	356.6	1078.2	1611.5	1591.8	1079.8
80°	217.8	217.8	224.2	228.5	247.5	240.4	264.5	517.9	681.2	629.0	431.0
82.5°	170.8	171.6	210.3	208.8	194.9	185.8	185.8	305.2	361.0	333.7	252.2
85°	96.1	95.7	135.6	163.7	171.6	130.9	129.7	170.8	196.5	173.2	122.2
87.5°	41.1	41.9	62.9	72.7	97.3	81.4	80.3	88.2	100.0	86.6	56.5
90°	0.0	0.0	0.0	0.0	0.0	0.0	0.0	0.0	0.0	0.0	0.0



REPORT NUMBER: P200332

CATALOG NUMBER: GWC-AF-02-LED-E1-T2-7050-600

**CANDELA DISTRIBUTION (continued):**

	90°	95°	105°	115°	125°	135°	145°	155°	165°	175°	180°
0°	1115.7	1115.7	1115.7	1115.7	1115.7	1115.7	1115.7	1115.7	1115.7	1115.7	1115.7
2.5°	1116.1	1105.9	1083.3	1055.2	1029.9	1013.3	998.3	976.6	977.8	962.7	951.7
5°	1115.3	1094.0	1041.8	979.7	920.0	876.9	844.5	815.3	808.1	794.3	786.0
7.5°	1116.1	1081.3	993.6	894.3	820.4	765.8	738.2	722.7	719.2	714.4	714.8
10°	1118.9	1069.9	940.6	814.5	737.0	701.0	694.3	699.0	704.6	706.1	706.5
12.5°	1125.2	1059.6	882.5	743.3	684.8	673.7	685.2	701.4	712.1	717.2	716.8
15°	1139.5	1051.7	826.7	687.6	655.9	661.9	683.2	706.1	721.6	728.7	729.1
17.5°	1154.9	1040.2	769.4	644.9	634.6	649.6	676.1	703.0	721.9	729.9	731.4
20°	1175.0	1026.0	709.3	612.8	614.4	631.4	656.3	683.2	704.2	710.9	714.0
22.5°	1201.5	1010.6	656.7	586.7	591.5	604.5	623.9	647.2	665.4	668.6	671.3
25°	1237.1	994.0	614.8	563.0	565.0	572.5	585.5	599.4	612.0	608.5	611.2
27.5°	1285.0	979.7	583.6	541.3	537.7	539.3	546.0	550.4	557.1	547.2	548.4
30°	1341.1	964.3	559.5	522.3	512.4	509.6	511.2	513.6	518.7	505.3	503.3
32.5°	1406.3	945.7	536.9	505.7	491.8	486.3	487.1	493.4	513.2	504.9	500.5
35°	1482.2	924.8	513.2	487.5	478.0	470.1	469.3	489.1	548.0	542.8	538.9
37.5°	1571.2	903.8	489.5	466.9	467.7	459.0	456.3	478.8	554.7	534.5	531.8
40°	1684.3	892.7	469.3	445.2	455.1	453.9	448.4	459.8	510.4	473.7	468.9
42.5°	1824.2	894.3	454.3	421.9	440.0	452.7	444.0	444.4	462.6	434.9	430.6
45°	1997.0	912.9	443.6	403.3	423.0	451.5	442.4	436.1	437.7	423.0	420.7
47.5°	2198.7	951.3	436.1	387.9	406.8	447.2	442.0	433.7	430.2	422.3	420.3
50°	2422.8	1007.0	430.6	373.2	392.2	440.0	442.4	431.4	427.4	424.2	423.0
52.5°	2643.1	1070.7	422.3	360.6	380.7	431.4	443.6	429.0	424.6	422.3	421.1
55°	2888.6	1150.1	409.6	349.9	371.3	420.3	443.6	425.4	420.7	421.1	420.7
57.5°	3220.3	1278.6	394.6	340.8	359.8	406.8	436.1	421.5	415.5	415.9	416.3
60°	3738.6	1505.2	376.4	331.7	345.6	391.0	425.8	412.8	406.8	408.4	408.8
62.5°	4500.9	1837.7	352.7	318.3	330.5	374.0	411.6	401.7	395.8	399.7	399.7
65°	5293.2	2131.1	323.4	301.3	314.7	355.4	393.8	387.9	381.9	391.0	390.6
67.5°	5506.3	2065.4	294.2	282.7	298.9	334.9	372.4	369.3	366.1	381.9	381.1
70°	4891.5	1658.2	267.3	263.7	281.5	312.7	349.5	349.5	347.5	359.4	356.6
72.5°	3726.8	1175.8	241.6	243.5	261.7	288.6	324.6	327.4	324.2	330.1	327.8
75°	1995.0	672.9	215.9	221.4	237.2	264.1	296.9	299.7	297.7	297.3	298.5
77.5°	663.0	328.9	189.0	197.7	211.5	238.8	268.1	272.4	267.7	266.9	266.5
80°	295.3	206.8	159.3	170.8	183.1	209.9	237.6	241.2	236.0	243.2	234.1
82.5°	189.8	136.0	127.7	140.4	152.2	181.1	207.2	208.0	203.2	236.0	201.2
85°	92.1	84.2	96.1	107.5	117.8	142.3	171.6	172.0	160.1	145.9	140.8
87.5°	45.9	49.0	64.1	74.3	79.5	97.7	124.9	122.6	117.4	106.8	98.4
90°	0.0	0.0	0.0	0.0	0.0	0.0	0.0	0.0	0.0	0.0	0.0

(END OF REPORT)